

In 2007, research products of the information agency "INFOLine" were appreciated by the leading European companies. Agency "INFOLine" was made into a single association of consulting and marketing agencies of the world "ESOMAR". In accordance with the rules of the association all the products of the agency "INFOLine" certified by European standards, ensuring that our customers receive a quality product and sales service through further consultations at the request of customers.



Industry review

Russian consumer market and FMCG retail chains rating

2015-2016

Demo-version

- Retail business statistics
- Retail indicators
- Review of retail market in 2015-2016
- Rating of FMCG retailers by number of stores, selling space in 2015 and December 2015, net sales in 2014-2015

Content of the industry review "Russian consumer market and FMCG retail chains rating"

About Russian consumer market and FMCG retail chains rating	3
Rating of FMCG retail chains of Russia	5
<i>TOP 130 FMCG chains performance</i>	5
<i>Rating of FMCG retail chains by number of stores</i>	12
<i>Rating of FMCG retail chains by selling space</i>	13
<i>Rating of FMCG retail chains by net sales</i>	21
Section I. Retail trends and development in Russia	25
<i>Macroeconomic retail indicators</i>	25
<i>Main indicators of retail development</i>	27
<i>Government regulation of retailing</i>	30
<i>Structure of retail turnover by the category of products</i>	38
<i>Structure of retail turnover by the category of retailer</i>	41
<i>Regional structure of retail turnover</i>	44
<i>Food market inflation</i>	46
<i>Consumer incomes and expenditures</i>	49
<i>Consumer expectations and confidence index</i>	60
Section II. Key events for FMCG retail in Russia	63
<i>On Prolongation of Counter-Sanctions Restricting Food Product Supplies from the EU, the USA and Some Other Countries</i>	63
<i>Important events for FMCG retailers</i>	64
<i>Roskachestvo activities</i>	66
<i>IA INFOLine activities</i>	67
Section III. Key events and plans of major FMCG chains	69
<i>Magnit, PJSC / Magnit, Magnit Semeiniy, Magnit Cosmetic</i>	69
Magnit, PJSC / Magnit, Magnit Semeiniy, Magnit Cosmetic chains	69
Magnit, PJSC / Magnit Cosmetic	77
<i>X5 Retail Group N.V. V." (TH Perekrestok, CJSC) / Pyaterochka, Perekrestok, Karusel, Kopeika and Perekrestok Express, Perekrestok Hyper</i>	79
X5 Retail Group N. V. /Pyaterochka	85
X5 Retail Group N.V. V." (TH Perekrestok, CJSC) / Perekrestok	90
X5 Retail Group N. V." (Express-Retail, LLC) / Perekrestok Express, Citymag, Kopeika	93
X5 Retail Group N.V. V." (TH Perekrestok, CJSC) / Karusel, Perekrestok Hyper	94
X5 Retail Group N.V. V." (e5.ru , LLC) / E5.RU (doesn't work since January 1, 2015)	97
<i>Auchan Groupe / Auchan, Auchan-City, Nasha Radug, Kazhdy Den, Atac and V shage ot Vas</i>	97
Auchan LLC / Auchan, Auchan-City, Nasha Raduga, Kazhdy Den	97
Auchan, LLC / Nasha Raduga	103
Atac, LLC / Atac, V shage ot Vas	104
<i>Metro Group / METRO, METRO Punct, real,-</i>	106
METRO Cash&Carry, LLC / METRO, METRO Punct	106
METRO Cash&Carry, LLC / Fasol	109
<i>GC DIXY (DIXY Group, PC) / DIXY retail chain, Megamart, Minimart, Viktoria-kvartal, Deshevo, Victoria, Cash110</i>	110
GK DIXY (DIXY Group, PC) / DIXY, Megamart, Minimart	110
DIXY GC (Victoriya Baltiya, LLC) / Victoria, Kvartal, Deshevo	115
Albion-2000, Ltd. / Bristol	117
<i>Lenta, LLC / Lenta Cash&Carry</i>	118
<i>O'KEY, LLC / O'KEY</i>	126
Fresh Market LLC / DA! chain	132
<i>Sedmoi Kontinent, JSC / Sedmoi Kontinent, NASH</i>	134
About INFOLine IA products	135

About Russian consumer market and FMCG retail chains rating

The industry review contains structured information about Russian retail market in the accounting period (**October 2015**), operational, financial and investment activity, as well as **rating of major FMCG retail chains in Russia**.

Objective: analysis of trends in retailing and in the consumer market, structured description, comparative analysis, monitoring of investments and organic growth dynamics, ranking of operational and financial indicators of more than 200 major FMCG chains in Russia.

Key market figures: Russian retail market's capacity in 2014 exceeded RUB 26.1 trillion (incl.VAT). Food sales exceeded RUB 12.2 trillion (inclusive of VAT). The modern retail format's share was 62% in 2014. About 22% of it is TOP 10 largest FMCG retailers and about 24% – 700 other FMCG chains (including specialized chains and stores at gas filling stations).

Relevancy: As was predicted by INFOLine's specialists, the consumer market switched to a new development paradigm in 2015. In I half 2015 the retail turnover decreased by 8%, food sales, including beverages and tobacco fell by 7.7%. The forecast of the Ministry of Economic Development for 2015 is retail sales decrease by 8.2% and 2.1% in 2016. Decreasing purchasing power and aggressive competition will result in lower marginality in majority of retail chains. The profitless stores will be closed. Organic growth plans will be adjusted.

Research use: benchmarking, analysis of competitors and partners, marketing and strategic planning, searching for customers and partners, preparation for negotiations with retail chains.

Time framework: Dynamics from 2007 (market capacity and dynamics). Operational and financial indicators of largest FMCG chains from 2011. Results of 2014-2015. Forecast for 2015 (retail market capacity and dynamics, consumer incomes, strategy and plans of the largest FMCG chains).

Research preferences: Monthly analysis and structured description of the consumer market. Most important events in food retail, including governmental regulation (new legislative acts and initiatives). Monthly monitoring of more than 200 largest FMCG chains (corporate events, operational, financial and investment activity).

Research methods and data sources

- Monthly expert polling and interviews of more than 200 Russian retail FMCG chains
- Questionnaire survey of more than 100 FMCG retail chains, monitoring and analysis of Operational and financial results of more than **700 FMCG Retail Chains**
- Monitoring in **commercial real estate** market, including **1800 Shopping Centres in 30 Largest Cities** base. Monitoring of investment projects and commercial real estate commissioning **"FMCG and DIY Shopping Centres and Hypermarkets in Moscow and Moscow Region, St. Petersburg and Leningrad region"**. Comparative analysis **Shopping Centres Market in 27 Cities and Regions of the RF**
- Monitoring of over 2000 mass media. Exposure of key events on retail FMCG market since 2002 as part of **Industry News: Food Retail and FMCG Retail Chains of the RF**, **Industry News: Food Industry and Food Market of the RF** and **Industry News: Retail in th RF**.

Russian consumer market and FMCG retail chains rating consists of the following sections:

- **Rating of FMCG retail chains of Russia.** Operational results of 130 largest FMCG chains by formats: stores number and selling space dynamics (hypermarket, supermarket, discounter, convenience store). The most significant stores opening and closing. Ratings by number, selling space, revenue of TOP 50 FMCG chains in Russia (with over RUB 6 bn in revenue), selling space growth structure and dynamics by chains and formats.
- **Section I. Retail trends and development in Russia.** Macroeconomic retail: turnover and money supply dynamics, turnover forecast. Leading indicator of retail development. Governmental regulation of retail. Structure of retail turnover by businesses types. Regional structure of retail turnover. Food market inflation. Incomes and expenditures of population. Monetary policy. Consumer expectations and confidence of population
- **Section II. Key events for FMCG retail in Russia.** Important events for FMCG retailers in Russia. Expert assessment of the Russian market by INFOLine's specialists. Case – operational and analytical information on vital questions.
- **Section III. Key events and plans of major FMCG chains.** Current information on largest FMCG retail chains in Russia: strategy and plans, results and forecasts, investments, stores opening and closing, stores opening in 2015, new formats development, A&M, resignations and appointments,

logistics, private label, interaction with consumers and suppliers, corporate events, top management and contact information.

The principle objective of the Rating of FMCG Retail Chains in Russia survey is to meet the demand for immediate, statistical and analytical information regarding the Russian retail market and FMCG chains for the above mentioned specialists. To be able to receive the forthcoming issues of the research, please, forward **your request** to INFOLine IA, E-mail: mail@advis.ru or by fax +7 495 772 76 40 and +7 812 322 68 48 and **conclude a contract** for our information services.

Information about INFOLine agency

INFOLine information agency was established in 1999, its aim was to render information and advisory services to commercial organizations. The agency renders permanent information support to more than 1000 companies in Russia and world-wide. On daily basis INFOLine IA monitors publications in more than 5 000 MSM and carries out analytical research according to 80 subjects of RF economy. Since 2003 INFOLine IA has been conducting various desk researches of the markets both on the customer's request and on the Agency's own initiative. When working on a market research, the Agency's analysts make extensive use of their unique data support and their years-long experience of operating various data flows.

INFOLine

информационное агентство information agency

The research reports and surveys of INFOLine IA are used in their activities by the largest FMCG retailers (X5 Retail Group, Magnit, Auchan, Metro Cash&Carry, Lenta, O'Key), producers (Procter&Gamble, Coca-Cola, Pepsi, SABMiller, Fazer, Mars), distributors (Megapolis GC), financial (Uralsib FC, MDM-Bank) and service companies (GC Servis-plus, Wincor-Nixdorf).



For additional information you are welcome to visit our sites at www.infoline.spb.ru and www.advis.ru



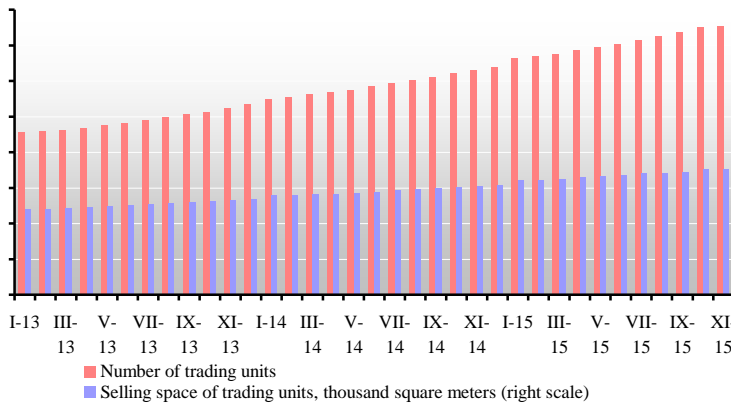
Rating of FMCG retail chains of Russia

TOP 130 FMCG chains performance¹

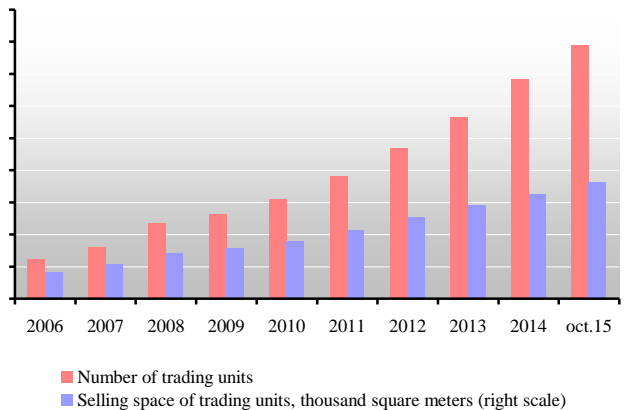
TOP 130 FMCG chains in Russia

In **2015** the number of selling points of TOP-130 FMCG retailers increased by * units; all in all, during **January-December 2015** – by *units. In **December 2015** the growth of the total selling space was about * thousand sq. m. Altogether during **January-December 2015** the total selling space increased by * thousand sq. m.

Picture 1. Dynamics of number of stores and their selling space of 130 largest retailers of Russia in 2013-2015 (at the beginning of the period)



Picture 2. Dynamics of number of stores and their selling space of 130 largest retailers of Russia in 2006-2014 (to the end of the period)



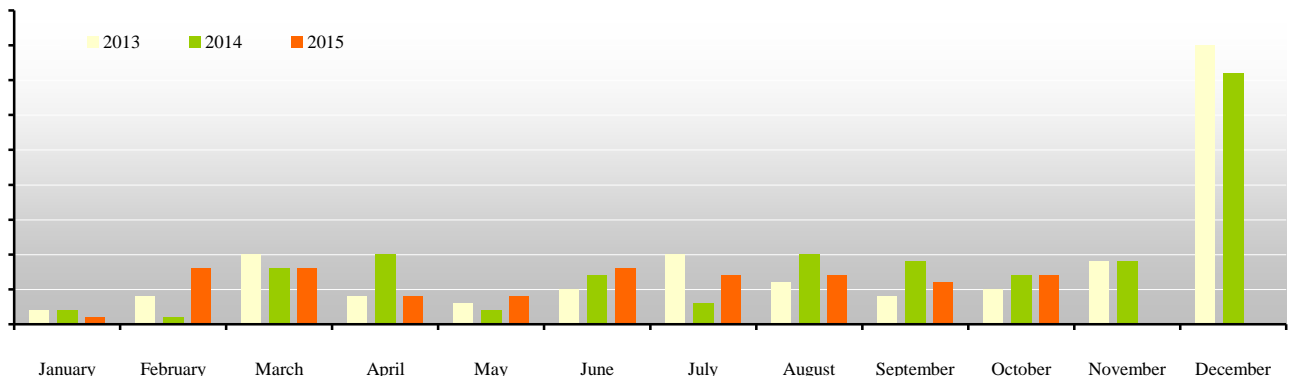
Data source: IA INFOLine

The total number of stores among TOP-130 FMCG retailers as of **01 January 2016** was *with total selling space of *million sq. m.

Hypermarket format²

In **December 2015** the number of hypermarkets among TOP 130 FMCG retailers FMCG increased by * stores. The selling space grew by *thousand sq. m. During **January-December 2015** their number increased by * stores, while selling space increased by *thousand sq. m.

Picture 3. Dynamics of the net hypermarkets number increase among of 130 largest retailers of Russia in 2013-2015 on monthly basis, number of selling points



Data source: IA INFOLine

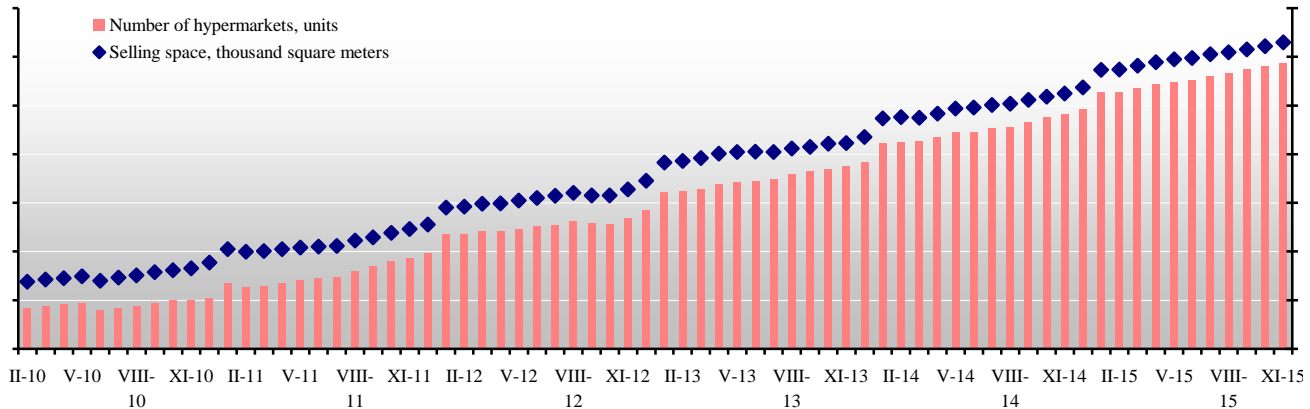
¹ Data was corrected according to the result December 2015. Hereinafter the data for X5 Retail Group, Magnit and DIXY is presented as it was available at the date of this survey's preparation: Magnit – December 2015, DIXY – December 2015, X5 Retail Group – December 2015. Drugstore chain "Magnet Cosmetic" is not included

² INFOLine-Analytics defines the hypermarket format as stores with more than 2.5 thousand sq. m. of selling space. Magnit Semeiniy is not included into the format, though Tander CJSC positions them as hypermarkets. We position them as supermarkets.

In **December 2015** the following hypermarkets were **opened**: a Magnit in Barnaul, Republic of Khakasiya (Sayanogorsk), Tyumen region (Ishim) and Bryansk region (Klintsy), an O'Key hypermarket in Nizhniy Novgorod, Lenta in Chelyabinsk, Tri Kota (Tri Kota, LLC) in Primorie Territory (Ussuriysk), Optclub Ryady (Big Box, LLC) in St. Petersburg, Absolute Cash&Carry (TH Absolute) in Ulan-Ude.

Also in **December 2015** Holding Partner **closed** all its FMCG facilities, incl. 2 SPAR hypermarkets in Tyumen region (Tyumen and Noviy Urengoy).

Picture 4. Dynamics of number of hypermarkets and their floorspace of 130 largest retailers of Russia in 2010-2015



Data source: IA INFOLine

The total number of hypermarkets among TOP-130 FMCG retailers as of **01 January 2015** was *****, with total selling space of ***** million sq. m.

Research (full version) also includes the description of development of supermarket format, discounter³ format and convenience store format

Rating of FMCG retail chains by number of stores

INFOLine IA **monthly** collects information regarding stores number among more than 130 major FMCG retailers

Expansion dynamics by number of stores

Major retailers' stores number dynamics in 2015 are presented in the table.

Table 1. Number of stores of the largest FMCG chains during in 2015

Legal name	Brand	Main formats	Number of stores as of period's end			Stores number dynamics during the period						
			2015	Dec. 14	Dec. 15	Dec. 14	Dec. 15	2014	2015			
Magnit, PC (Tander, CLSC)	Magnit hypermarket	H	*	*	*	*	*	*	*	*	*	*
	Magnit	D	*	*	*	*	*	*	*	*	*	*
	Magnit Semeiniy	H	*	*	*	*	*	*	*	*	*	*
	Magnit-Cosmetic	C	*	*	*	*	*	*	*	*	*	*
	All formats	All formats	*	*	*	*	*	*	*	*	*	*
X5 Retail Group	Karusel, Perekrestok Hyper	H	*	*	*	*	*	*	*	*	*	*
	Perekrestok	S	*	*	*	*	*	*	*	*	*	*
	Pyaterochka	D	*	*	*	*	*	*	*	*	*	*
	Perekrestok Expres, Kopeika	C	*	*	*	*	*	*	*	*	*	*
	Kopeyka, Kopeyka Super	C, S	*	*	*	*	*	*	*	*	*	*
	All formats	All formats	*	*	*	*	*	*	*	*	*	*
Auchan Groupe (Auchan, LLC)	Auchan, Auchan-City, Nasha Raduga, Kazhdy Den	H, C	*	*	*	*	*	*	*	*	*	*
DIXY Ug, SC	Dixy, Megamart, Minimart, Kvartal, Victoriya, Cash	H, S, C	*	*	*	*	*	*	*	*	*	*

³ As it has come to be generally accepted by the international retailers the format of discounter should meet the "one commodity - one demand" requirement. But it is important to emphasise that in Russia the discounter format doesn't exist. At the same time the specialists of INFOLine IA would like to distinguish two subformats of the convenience store format: soft discounters, the formats of the number of the largest Russian players, such as Pyaterochka, Dixi, Magnit, Monetka, Kopeika, Maria-Ra and others, and convenience stores.



Legal name	Brand	Main formats	Number of stores as of period's end			Stores number dynamics during the period						
			2015	Dec. 14	Dec. 15	Dec. 14	Dec. 15	2014	2015			
Metro Group (METRO Cash and Carry LLC)	METRO, METRO Punct real,-	H	*	*	*	*	*	*	*	*	*	*
	All formats	All formats	*	*	*	*	*	*	*	*	*	*
Lenta, LLC	Lenta	H	*	*	*	*	*	*	*	*	*	*
O'KEY LLC	O'KEY, O'KEY-Express	H, S	*	*	*	*	*	*	*	*	*	*
Spar (all legal entities)	SPAR, SPAR Express, EUROSPAR, INTERSPAR	S, H, C	*	*	*	*	*	*	*	*	*	*
Monetka, GK (Element - Trade, LLC)	Monetka, Monetka Super, Rayt	C, S, H	*	*	*	*	*	*	*	*	*	*
Intertorg TH, LLC	Narodnaya 7Ya, Ideya, Norma, SPAR (franchising)	S, D, C	*	*	*	*	*	*	*	*	*	*
Auchan Groupe (Atac, LLC)	Atac, V shage ot Vas	S, C	*	*	*	*	*	*	*	*	*	*
Maria-Ra GC	Maria-Ra	S, C	*	*	*	*	*	*	*	*	*	*
Giperglobus, LLC	Globus	H	*	*	*	*	*	*	*	*	*	*
Sedmoi Kontinent JSC	Sedmoi Kontinent, Nash Hypermarket	S, H, C	*	*	*	*	*	*	*	*	*	*
Holiday GC	Holiday Classic, Holdi, Sibiriada, Kora, Palata, Turne, Holdi Plus, Chervonets	H, S, C	*	*	*	*	*	*	*	*	*	*
SPS Holding	Krasnoe&Beloe	C	*	*	*	*	*	*	*	*	*	*
Gorodskoy Supermarket, LLC	Azbuka Vkusa, AV Daily, AV Market	S, C	*	*	*	*	*	*	*	*	*	*
REWE Group (Billa, LLC)	Billa	S	*	*	*	*	*	*	*	*	*	*
Korporatsiya Grinn, CJSC	Liniya	H, S, C	*	*	*	*	*	*	*	*	*	*
Nevada GC	Samberi	H	*	*	*	*	*	*	*	*	*	*
	Raz Dva	C	*	*	*	*	*	*	*	*	*	*
	All formats	All formats	*	*	*	*	*	*	*	*	*	*
Ritm -2000, LLC	Tverskoy Kupets, Volniy Kupets, Telezhka, Apelsin, Raznitsa, Ekonomika, 4 Sezona	S, H, C	*	*	*	*	*	*	*	*	*	*

Data source: INFOLine IA, according to the companies' data

Rating of FMCG retail chains by selling space

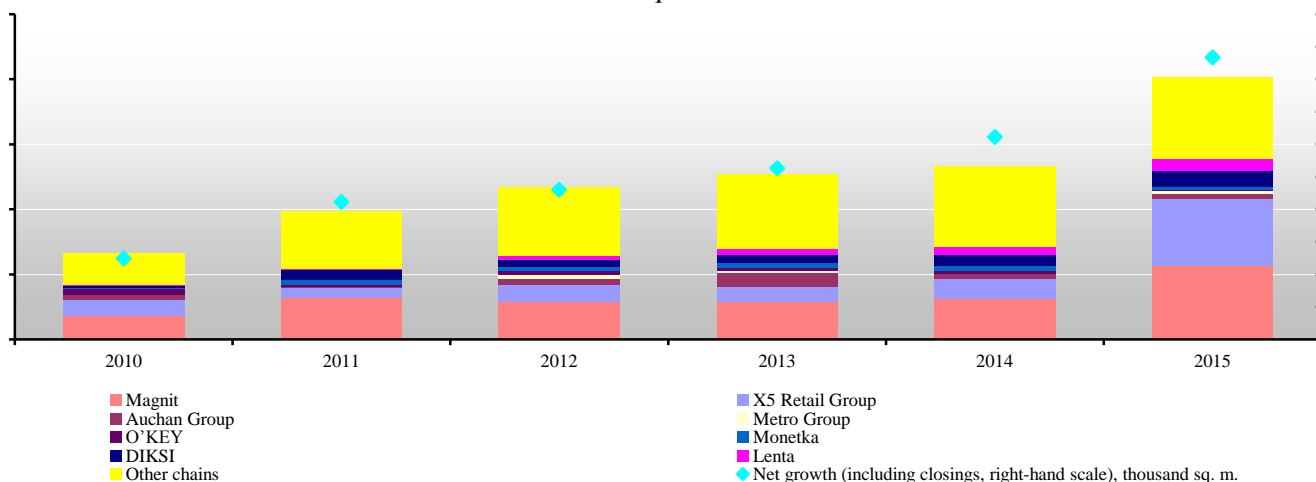
INFOLine IA **monthly** collects information about selling space dynamics for more than 130 major FMCG retailers of Russia.

Performance for 2008-2015

According to results of 2015 the increment of selling space among 130 major chains came to more than * thousand sq. m. (2014 – * thousand sq. m., in 2013 – * thousand sq. m., in 2012 – * thousand sq. m., in 2011 – * thousand sq. m.) or *% (in 2014 – *%, in 2013 – *%, in 2012 – *%, in 2011 – *%). Therefore, as of 01 January 2016 the aggregate selling space of TOP 130 FMCG retail chains was more than *m sq. m.

<...>

Picture 5. 130 major retailers' selling space growth (exclusively of retailers with decreased space) in 2010-2014, thousand sq. m.



Data source: INFOLine IA

<...>

Selling space dynamics of major retailers

Selling space dynamics of major retailers in 2015 are presented in the table.

Table 2. Total selling space of major FMCG chains of Russia in 2015, thousand sq. m.

Legal name	Brand	Main formats	Total selling floorspace as of period's end			Dynamics of aggregate sales space for the period						
			2015	Dec. 14	Dec. 15	Dec. 14	Dec. 15	2014	2015			
Magnit, PC (Tander, CLSC)	Magnit hypermarket	H	*	*	*	*	*	*	*	*	*	*
	Magnit	D	*	*	*	*	*	*	*	*	*	*
	Magnit Semeiniy	H	*	*	*	*	*	*	*	*	*	*
	Magnit-Cosmetic	C	*	*	*	*	*	*	*	*	*	*
	All formats	All formats	*	*	*	*	*	*	*	*	*	*
X5 Retail Group	Karusel, Perekrestok Hyper	H	*	*	*	*	*	*	*	*	*	*
	Perekrestok	S	*	*	*	*	*	*	*	*	*	*
	Pyaterochka	D	*	*	*	*	*	*	*	*	*	*
	Perekrestok Expres, Kopeika	C	*	*	*	*	*	*	*	*	*	*
	Kopeyka, Kopeyka Super	C, S	*	*	*	*	*	*	*	*	*	*
	All formats	All formats	*	*	*	*	*	*	*	*	*	*
Auchan Groupe (Auchan, LLC)	Auchan, Auchan-City, Nasha Raduga, Kazhdy Den	H, C	*	*	*	*	*	*	*	*	*	*
DIXY Ug, SC	Dixy, Megamart, Minimart, Kvartal, Victoriya, Cash	H, S, C	*	*	*	*	*	*	*	*	*	*
Metro Group (METRO Cash and Carry LLC)	METRO, METRO Punct	H	*	*	*	*	*	*	*	*	*	*
	real,-	H	*	*	*	*	*	*	*	*	*	*
	All formats	All formats	*	*	*	*	*	*	*	*	*	*
Lenta, LLC	Lenta	H	*	*	*	*	*	*	*	*	*	*
O'KEY LLC	O'KEY, O'KEY-Express	H, S	*	*	*	*	*	*	*	*	*	*
<i>Spar (all legal entities)</i>	<i>SPAR, SPAR Express, EUROSPAR, INTERSPAR</i>	<i>S, H, C</i>	*	*	*	*	*	*	*	*	*	*
Monetka, GK (Element - Trade, LLC)	Monetka, Monetka Super, Rayt	C, S, H	*	*	*	*	*	*	*	*	*	*
Intertorg TH, LLC	Narodnaya 7Ya, Ideya, Norma, SPAR (franchising)	S, D, C	*	*	*	*	*	*	*	*	*	*
Auchan Groupe (Atac, LLC)	Atac, V shage ot Vas	S, C	*	*	*	*	*	*	*	*	*	*
Maria-Ra GC	Maria-Ra	S, C	*	*	*	*	*	*	*	*	*	*
Giperglobus, LLC	Globus	H	*	*	*	*	*	*	*	*	*	*
Sedmoi Kontinent JSC	Sedmoi Kontinent, Nash Hypermarket	S, H, C	*	*	*	*	*	*	*	*	*	*
Holiday GC	Holiday Classic, Holdi, Sibiriada, Kora, Palata, Turne, Holdi Plus, Chervonets	H, S, C	*	*	*	*	*	*	*	*	*	*
SPS Holding	Krasnoe&Beloe	C	*	*	*	*	*	*	*	*	*	*
Gorodskoy Supermarket, LLC	Azbuka Vkusa, AV Daily, AV Market	S, C	*	*	*	*	*	*	*	*	*	*
REWE Group (Billa, LLC)	Billa	S	*	*	*	*	*	*	*	*	*	*
Korporatsiya Grinn, CJSC	Liniya	H, S, C	*	*	*	*	*	*	*	*	*	*
Nevada GC	Samberi	H	*	*	*	*	*	*	*	*	*	*
	Raz Dva	C	*	*	*	*	*	*	*	*	*	*
	All formats	All formats	*	*	*	*	*	*	*	*	*	*
Ritm -2000, LLC	Tverskoy Kupets, Volniy Kupets, Telezhka, Apelsin, Raznitsa, Ekonomika, 4 Sezona	S, H, C	*	*	*	*	*	*	*	*	*	*

Data source: INFOLine IA, according to the companies' data

Rating of FMCG retail chains by net sales

Financial indicators of public companies, published as of January 2015 are presented in the in the table (negative indicators in brackets).

Table 3. Financial indicators (exclusive of VAT) of major FMCG chains during 2015, bn RUB

Legal name	Brand	Main formats ⁴	Revenue in 2015	2015 vs 2014, %	LfL in 2015, %	Revenue in 4Q 2015	4Q 2015 vs 4Q 2014, %	LfL in 4Q 2015, %	Revenue in Dec. 2015	Dec. 2015 vs Dec. 2014, %
Magnit, PC (Tander, CLSC)	Magnit	D	*	*	*	*	*	*	*	*
	Magnit Hypermarket	H	*	*	*	*	*	*	*	*
	Magnit Semeiniy	H	*	*	*	*	*	*	*	*
	Magnit-Cosmetic	C	*	*	*	*	*	*	*	*
	Total for company ⁵	D, H	*	*	*	*	*	*	*	*
X5 Retail Group N.V. TH	Pyaterochka	D	*	*	*	*	*	*	*	*

⁴ Legend: D - discounter, H - hypermarket, S - supermarket, C - convenience store

⁵ Retail revenue

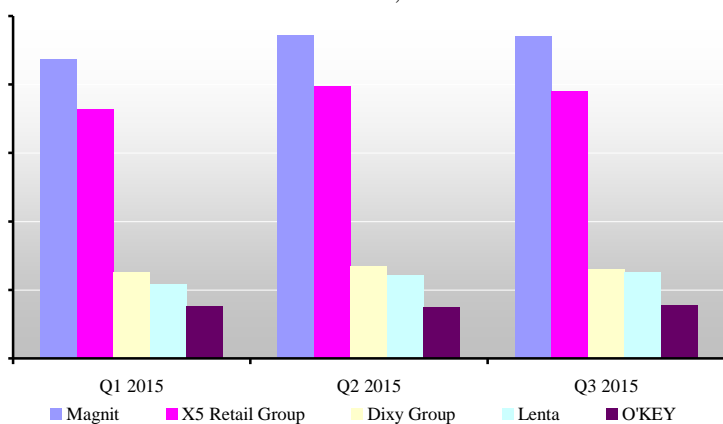


Legal name	Brand	Main formats ⁴	Revenue in 2015	2015 vs 2014, %	LfL in 2015, %	Revenue in 4Q 2015	4Q 2015 vs 4Q 2014, %	LfL in 4Q 2015, %	Revenue in Dec. 2015	Dec. 2015 vs Dec. 2014, %
Perekrestok, CJSC	Perekrestok	S	*	*	*	*	*	*	*	*
	Karusel	H	*	*	*	*	*	*	*	*
	Perekrestok Express,	C	*	*	*	*	*	*	*	*
	Total for X5+ Kopeika ⁶	C, D, S, H	*	*	*	*	*	*	*	*
Dixy Group, JSC	Dixy	C	*	*	*	*	*	*	*	*
	Kvartal / Deshevo	C	*	*	*	*	*	*	*	*
	Victoria	S	*	*	*	*	*	*	*	*
	Cash	H	*	*	*	*	*	*	*	*
	Megamart	H	*	*	*	*	*	*	*	*
	Minimart	S	*	*	*	*	*	*	*	*
	Total for company ⁷	C, D, S, H	*	*	*	*	*	*	*	*
Lenta, LLC	Lenta	H	*	*	*	*	*	*	*	*
		S	*	*	*	*	*	*	*	*
		S, H	*	*	*	*	*	*	*	*
O'KEY LLC	O'KEY, O'KEY-Express	S, H	*	*	*	*	*	*	*	

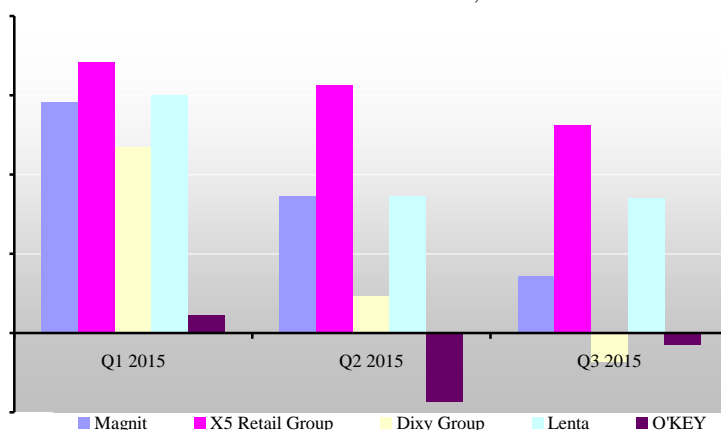
Data source: INFOline IA data

<...>

Picture 6. Quarterly dynamics of retail revenue among major FMCG chains in 2015, RUB bln



Picture 7. Quarterly dynamics of LfL (revenue) among major FMCG chains in 2015, %



<...>

TOP 50 retailers' revenue dynamics in 2013-2015 are presented in the table.

Net sales dynamics (excluding VAT) of the major FMCG chains in 2013-2015, bn RUB

Legal name	Brand	Main formats	Data	2013	2014	2015
Magnit, PC (Tander, CLSC)	Magnit hypermarket	H	IFRS	*	*	*
	Magnit	D		*	*	*
	Magnit Semeiniy	H		*	*	*
	Magnit-Cosmetic	C		*	*	*
	All formats	All formats		*	*	*
X5 Retail Group	Karusel, Perekrestok Hyper	H	IFRS	*	*	*
	Perekrestok	S		*	*	*
	Pyaterochka	D		*	*	*
	Perekrestok Express, Kopeika	C		*	*	*
	All formats	All formats		*	*	*
Auchan Groupe (Auchan, LLC)	Auchan, Auchan-City, Nasha Raduga	H	RAS, 2014 estimation	*	*	*
DIXY Ug, SC	Dixy, Megamart, Minimart, Kvartal, Victoriya, Cash	H, S, C	IFRS (retail sales)	*	*	*
Metro Group (METRO Cash and Carry LLC)	METRO, METRO Punct, real,-	H	IFRS, 2014 estimation	*	*	*
Lenta, LLC	Lenta	H	management accounting, IFRS (common sales)	*	*	*
O'KEY LLC	O'KEY, O'KEY-Express	H, S	IFRS (common sales)	*	*	*
<i>Spar (all legal entities)</i>	<i>SPAR, SPAR Express, EUROSPAR, INTERSPAR</i>	<i>S, H, C</i>	management accounting	*	*	*

⁶ Company's retail revenue.

⁷ Company's retail revenue.

Legal name	Brand	Main formats	Data	2013	2014	2015
Monetka, GK (Element - Trade, LLC)	Monetka, Monetka Super, Rayt	C, S, H	RAS, management accounting	*	*	*
Intertorg TH, LLC	Narodnaya 7Ya, Ideya, Norma, SPAR (franchising)	S, D, C	RAS, management accounting	*	*	*
Auchan Groupe (Atac, LLC)	Atac	S	RAS, 2014-estimation	*	*	*
Maria-Ra GC	Maria-Ra	S, C	management accounting	*	*	*
Giperglobus, LLC	Globus	H	RAS, management accounting	*	*	*
Sedmoi Kontinent JSC	Sedmoi Kontinent, Nash Hypermarket	S, H, C	IFRS	*	*	*
Holiday GC	Holiday Classic, Holdi, Sibiriada, Kora, Palata, Turme, Holdi Plus, Chervonets	H, S, C	RAS, management accounting	*	*	*
SPS Holding	Krasnoe&Beloe	C	estimation	*	*	*
Gorodskoy Supermarket, LLC	Azbuka Vkusa, AV Daily, AV Market	S, C	IFRS, management accounting	*	*	*
REWE Group (Billa, LLC)	Billa	S	management accounting	*	*	*
Korporatsiya Grinn, CJSC	Liniya	H, S, C	management accounting	*	*	*
Nevada GC	Samberi, Raz Dva	C, H	estimation	*	*	*

Data source: INFOLine IA data

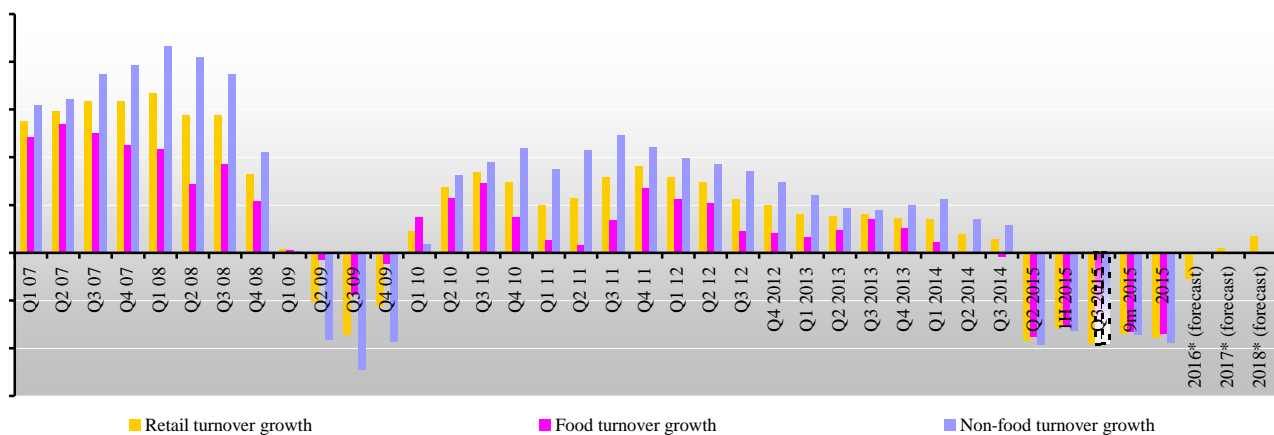
Full version also includes the description of the aggregated financial performance for 2014 and 2015 for the largest chains with revenue of more than 10 billion rubles.

Section I. Retail trends and development in Russia

Macroeconomic retail indicators

In 2015 retail turnover was RUB *bn rub. Commodities mass decreased by *% to 2014 (it grew by *% in 2014). The food retail turnover decreased by *% in 2015. The non-food retail turnover decreased by *% vs. 2014.

Picture 88. Main consumer market indicators 2007-2015 and forecast till 2016-2018, % against the same period of previous year.



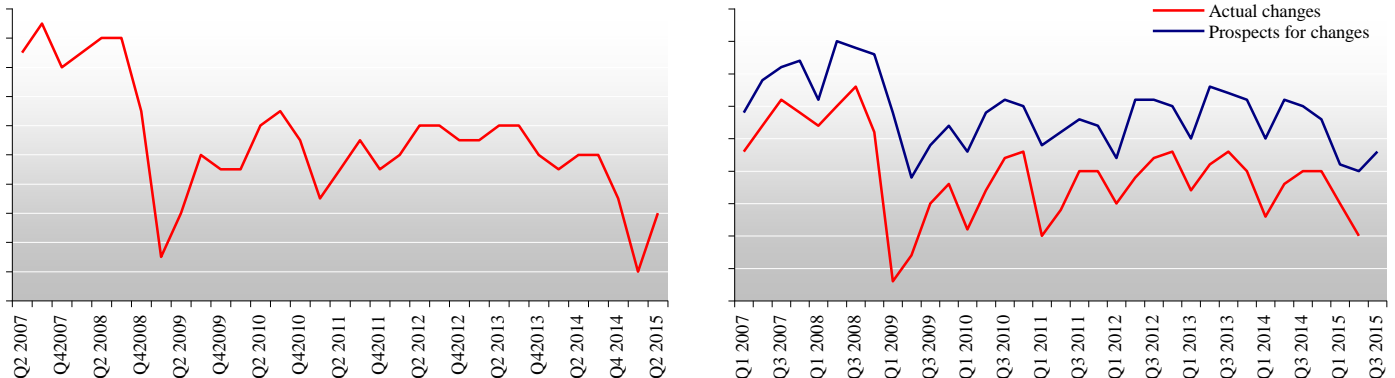
Data source: FSSS



Main indicators of retail development⁸

Businessmen's evaluations of the factual and expected economic situation give evidence of a serious destabilization. As early as in Q3 2014 chief executives of 51 retail companies gave pessimistic forecasts. However, retail dynamics of recent years did not give grounds to expect such dramatic indicators' decline. The business climate degraded accordingly. According to FSSS (the Federal State Statistics Service), in Q2 2015 the business confidence index came to 2 pp, increasing by 4 pp vs. Q1 2015 and decreasing by 3 pp. vs. Q2 2014. The evaluation of the overall economic situation, according to results of Q2 2015, is by 3 pp better than in the recessional Q1 2009. <...>

Picture 9. Entrepreneur confidence index in Russia in 2007-2015 Picture 10. Assessment of economic situation in Russia in 2007-2015



Data source: FSSS

<...>

Government regulation of retail



The Trade Act

On October 1, 2015, vice Prime Minister Arkadiy Dvorkovich has held a meeting where a necessity to revise the timelines for legislative changes' consideration in the lower chamber of the parliament was discussed. The controversy was examined at the meeting; following the discussion, an assignment was given to develop amendments within a week's time taking into consideration the said discussion. Before the document is accepted in the second reading, retail chains and suppliers should find a compromise as to the bonus scope rendered by the manufacturers to the chains and supplied goods payment deadlines. Moreover, the government stall has not presented its amendments to the project. Remember, in April 2015 The RF Government prepared amendments to the Trade Act and circulated them among all interested parties. The draft does not contain items regarding lowering of suppliers' payments to retailers from 10% to 3% of supplied goods cost. It also does not exclude VAT and indirect taxes from calculation bases for such bonuses. The payment period for supplied goods was not reduced. We would like to remind that such items are prescribed in the draft law **No. 704631-6 On Amending Individual Acts of the RF Dealing with Antimonopoly Regulation and Food Security.**

<...>

Research (full version) includes information on the key events in the government regulation of Russian retail market

⁸ The index of entrepreneurial confidence in retail is calculated as the arithmetic mean value of evaluation balances for the level of storage stock (with the opposite sign), changes in economic situation during the current quarter as compared with the previous one and expected changes in economic situation during the coming quarter (in percentage points). The seasonal component in time series of the index is not excluded.

Balance of indicators changes estimations (actual turnover changes; actual employees number changes; stock reserves actual changes of product mix; selling prices; average margin level; actual changes of investments into business expansion, repair and modernization; prospective changes in storage space; actual changes in provision with own financial resources; profit), which is determined as difference between respondents' share with "positive" and "negative" assessments of changes in comparison with the previous quarter (%). The seasonal component in time series of the index is not excluded.

Structure of retail turnover by the category of products

<...>

In September 2015 the food sales share sharply increased by *pp vs. September 2014. In Q3 2015 the food sales share sharply increased by * pp vs. Q3 2014.

Table 4. Structure of retail turnover in terms of product groups in 2008-2015⁹

Indicator	2008	2009	2010	2011	2012	2013	2014	2015	Q4 2014	Q4 2015	Dec. 2014	Dec. 2015
Retail turnover	*	*	*	*	*	*	*	*	*	*	*	*
Food	*	*	*	*	*	*	*	*	*	*	*	*
Non-food	*	*	*	*	*	*	*	*	*	*	*	*
Food share, %	*	*	*	*	*	*	*	*	*	*	*	*
Non-food share, %	*	*	*	*	*	*	*	*	*	*	*	*

Data source: FSSS

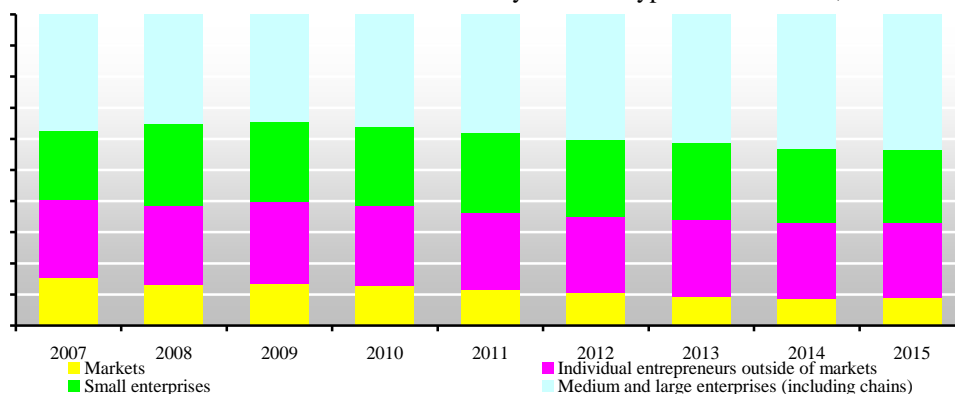
<...>

Research (full version) also includes sales dynamics of the major food and non-food retailers

Structure of retail turnover by the category of retailer

The share of markets in the retail structure continued to decrease in 1H 2015 (*pp vs. 1H 2014). The share of small enterprises is also decreasing – by *pp vs. 1H 2014 and the share of medium-size businesses decreased by *pp vs. 1H 2014. The share of large businesses (largely, retail chains) increased by * pp vs. 1H 2014. The share of individual entrepreneurs increased by *pp vs. 1H 2014 and came to *%.

Picture 11. Retail turnover structure by business types in 2007-2015, %



Data source: FSSS

<...>

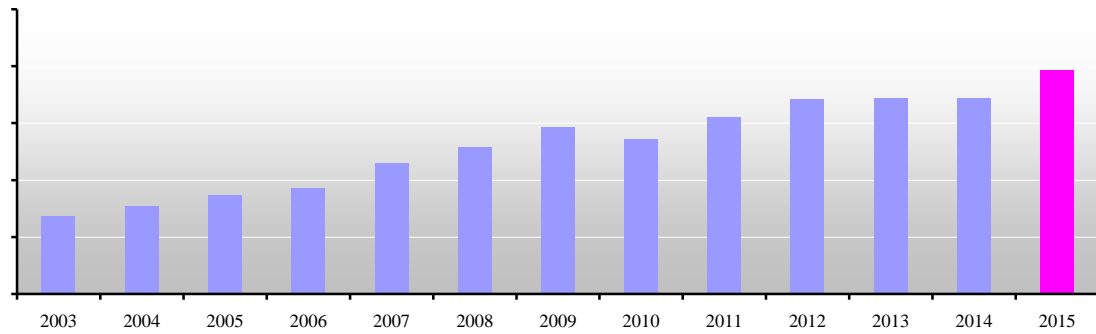
Research (full version) also contains information on structure of sales in the markets and at fairs, detailed information on unorganized trade: number of markets, trading places, market structure and the managing subjects and other.

⁹ For comparison with 2009-2011 the turnover and food share in it are provided for 2002-2008, taking into account tobacco products.

Regional structure of retail turnover

Regional retail turnover structure in Russia is not uniform: *% of the turnover in January-September 2015 fell on 11 subjects (Moscow, Moscow region, St. Petersburg, Sverdlovsk region, Krasnodar territory, Samara region, Republics of Tatarstan and Bashkortostan, Tyumen region, Chelyabinsk and Rostov regions).

Picture 12. Retail turnover share of 69 regions of Russia (except the largest 11 regions) in 2003-2015



Data source: FSSS

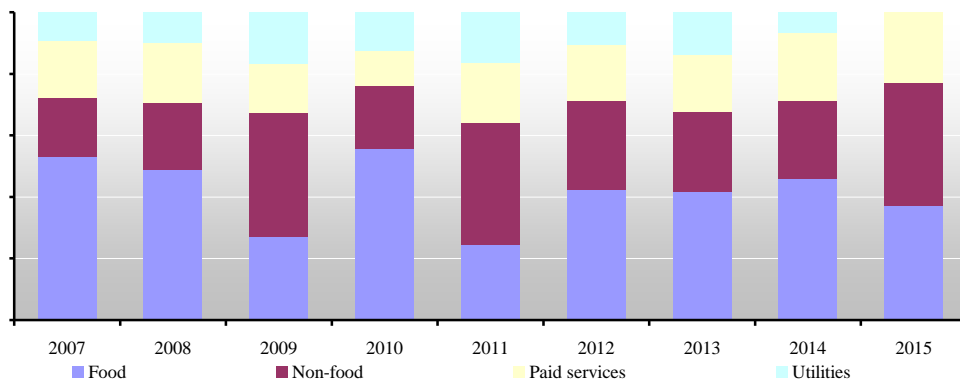


Food market inflation



In October 2015 the consumer prices index came to *% (October 2014 – *%), the food prices index – *% (October 2014 – *%), for non-food – to *% (October 2014 – *%), for services – *% (October 2014 – *%).<...>

Picture 59. Contribution to inflation in 2007-2015, pp



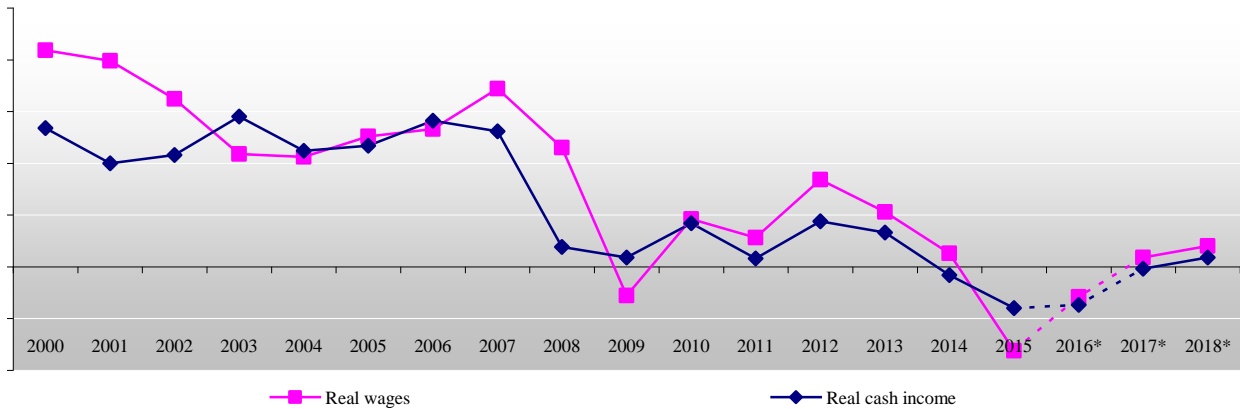
Data source: FSSS

Research (full version) also contains the information on dynamics of price changes for consumer products in Russia and 8 regions of Russia

Consumer incomes and expenditures

In 2014 population's real income growth turned out to be negative (*%). However, real wages increased by *% vs. *% in 2013.

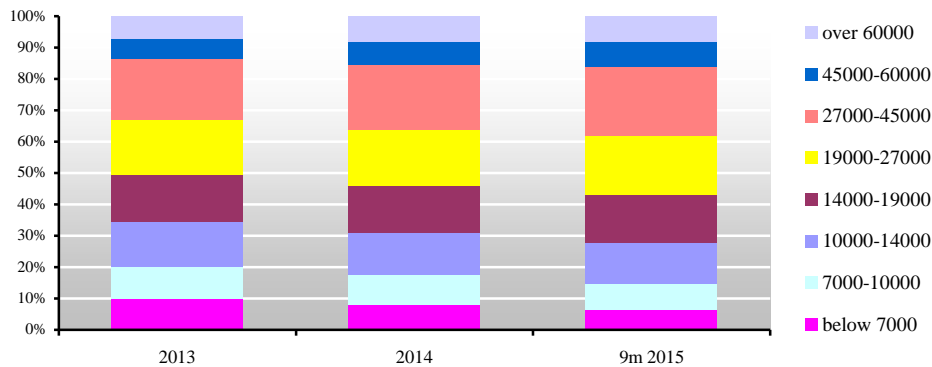
Picture 13. Real salary and real income dynamics in 2000-2015, forecast for 2016-2018, %



Data source: FSSS

In 2015, there is negative dynamics of consumer demand. According to the conservative forecast of the Ministry of Economic Development as of 26 October 2015, the decrease in real wages of the population is expected to reach *% (the previous forecast predicted decrease by *%), in real disposable income — *% (*% according to the previous forecast). <...>

Picture 14. Distribution of income by per capita in 2013-2015, %



Data source: FSSS

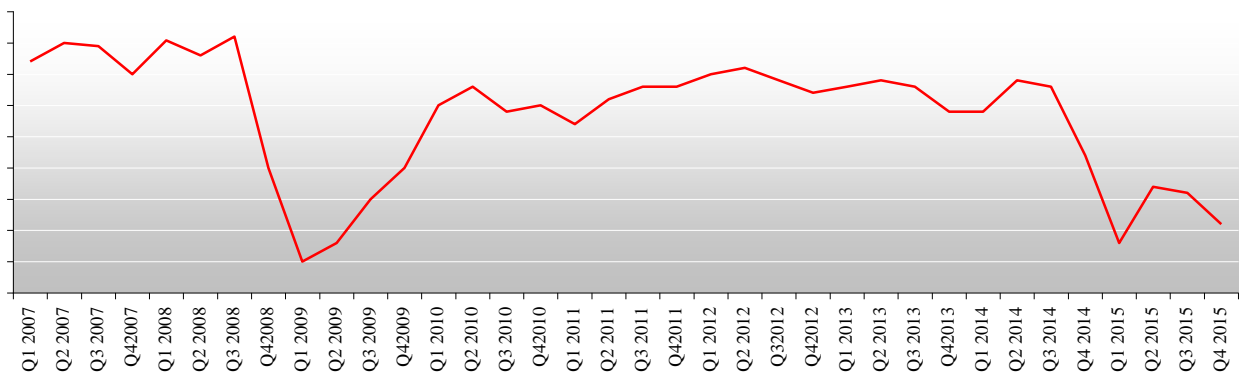
Consumer expectations and confidence index

The results of the polls conducted by the Federal State Statistics Service among 5000 people at the age of 16 and older, residing in all RF territorial subjects, during after-crisis period starting from the II quarter of 2009 and till the II quarter of 2010, the index reflecting collective consumer expectations of the population¹⁰ demonstrated growth and according to the results of the III quarter came up to (*%). <...>

¹⁰ Index of consumer confidence is calculated as the arithmetic average of 5 individual indexes: expected and actual changes in individual financial conditions, expected and actual changes in economic conditions of Russia, favorability of conditions for major purchases. The balance of estimations represents the difference between the sum of definitely positive and more likely positive than not answers and the some of definitely negative and more likely negative than not answers. Neutral answers are disregarded.



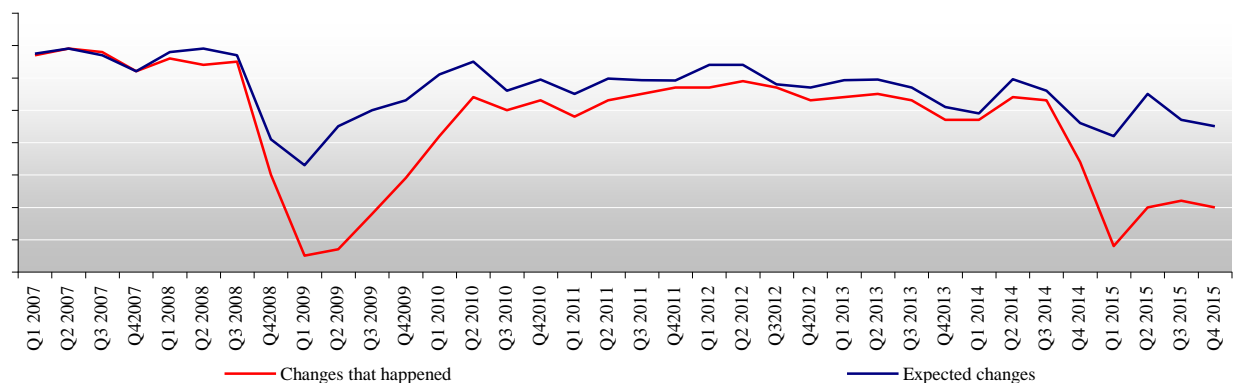
Picture 80. Consumer confidence index in Russia 2007-2015



Data source: FSSS

The index of expected changes in short-term decreased by * pp in Q3 2015 in comparison with Q2 2015 and came to *%. *% of respondents expect positive economic changes during next 12 months (in Q2 2015 – *%). Share of negative responses increased to *% (in Q2 2015 – *%). *% of respondents do not think the situation will change (in Q2 2015 – *%). <...>

Picture 81. Consumers' assessment of economic situation in Russia in 2007-2015



Data source: FSSS

<...>
Index of actual changes in the economics of Russia increased by * pp and came to (*%) against (*%) in Q2 2015. The share of respondents which positively appraise the changes decreased to *% (in Q2 2015 – *%). Furthermore, the share of negative assessments increased to *% vs*% in Q2 2015.

Data source: FSSS

Research (full version) also includes the structure of consumer income and expenses, credit and monetary policy, results of the household panel following the results of the complete period, average ticket value analysis, consumer expectations and confidence indexes and etc.

Section II. Key events for FMCG retail in Russia

On Prolongation of Counter-Sanctions Restricting Food Product Supplies from the EU, the USA and Some Other Countries

June 25, 2015, Vladimir Putin signed the **Decree No. 320** on prolongation of counter-sanctions imposed by the Russian Federation until August 5, 2016. He commissioned the Prime-Minister Dmitry Medvedev to timely prepare necessary documents for implementation of this decree. He specified that in line with the suggestion made by the Head of the Government, Dmitry Medvedev, "we prolong our counter-sanctions for the next year starting as of today". Vladimir Putin expressed his certitude that counter-sanctions being taken will become a good guideline for national manufacturers of agricultural commodities.

<...>

Important events for FMCG retailers

Food industry and food market

On 08 October 2015 it became known that the Ministry of Agriculture proposed to consolidate subsidies for agrarians. It will be able to redistribute unclaimed funds. The Ministry of Agriculture proposes to break down subsidies for agro industry starting from 2017. This follows from the letter of Elena Gangalo, the deputy minister of agriculture. It was prepared on instruction of Dmitry Kozak, the vice premier, of 11 September and forwarded to the Ministry of Finance on 16 September 2015. The instruction also concerned all other pertinent ministers with regards to subsidies consolidation in different industries. However, the business beware uncertainty.

<...>

Roskachestvo activities



June 4, 2015, the first organizational meeting of the Autonomous Non-Commercial Organization Russian Quality System (Roskachestvo) (www.rskrf.ru) was held where Maksim Protasov was appointed as the Head of the Organization. He declared that first products having the Russian Quality Mark could appear in stores before the end of 2015. Let us remind that on April 30, 2015, the Government of the Russian Federation signed the **order on the establishment of the autonomous non-commercial organization ANO Russian Quality System**. The organization was established to ensure the quality of Russian commodities, increase their competitiveness and resolve import substitution tasks.

<...>

IA INFOLine activities



In October 2015 the CEO of **INFOLine IA Ivan Fedyakov** presented INFOLine Retail Russia TOP 100 and FMCG Research at the strategic meeting of Globus chain's management. Ivan Fedyakov spoke about specifics of retail development in Russia. He presented analytic data regarding Globus retail chain on the Russian market, described an actual market situation and demonstrated indicators of economy and retail in Russia. During last 6 years the retail turnover Russia grew 2 times – in 2008 it was 13853.2 bln RUB and in 2014 – RUB 26356.2 bln. According to **INFOLine's** forecast, in 2015 the turnover will come to more than RUB 28 029 bln. *Ivan Fedyakov* presented ranking of major retail in Russia, including such chains as Magnit, X5 Retail Group, Lenta, Auchan and many others. Globus occupied the 23d position in the rating by the turnover. In 2014 the chain's revenue grew by 33.4%. In the 1st half of 2015 the net revenue (exclusive of VAT) grew by 32%. The audience learnt about various retail indicators (kiosks, markets, convenience stores, supermarkets etc.), revenue per 1 sq. m, the food industry and retail development in Russia.

<...>

Section III. Events and plans of FMCG chains

Magnit, PC / Magnit, Magnit Semeiniy, Magnit Cosmetic

Magnit, PC / Magnit, Magnit Semeiniy, Magnit Cosmetic chains



Company's name: *Magnit, PC (Tander, CJSC/ Magnit, Magnit Semeiniy retail chains)*
Address: 350072, g. Krasnodar, ul. Solnechnaya, 15 / 5 Phones: +7 861 2109810 Hot line:
+7 880 02009002 Fax: +7 861 2109810. E-Mail: info@gw.tander.ru Web: www.magnit-
info.ru. Executive: *Sergey Galitskiy, CEO, Hachatur Pombuhchan, chairman of board of
directors;*

Chain development

As of 01 October 2015 the total number of Magnit's stores came up to 11 388 (9 246 convenience stores, 208 Magnit hypermarkets, 127 Magnit Semeiniy supermarkets and 1 807 Magnit-Cosmetic). The chain's total selling space is 4 155.99 thousand sq. m. In 2014 the net increment of company's stores came to 1618 stores (1144 convenience stores, 29 Magnit hypermarkets, 51 Magnit Semeiniy supermarkets, 394 Magnit Cosmetic stores). The selling space increased by 579.26 thousand sq. m. Furthermore, in 2014 the company planned to open 80 hypermarkets and supermarkets, about 1100 convenience stores, as well as 300-350 cosmetics stores. Therefore, Magnit fulfilled the plan for opening hypermarkets and over-fulfilled it in the drogerie and convenience store formats. In 9 months 2015 the net increment of company's stores came to 1 677 stores (902 convenience stores, 18 Magnit hypermarkets, 30 Magnit Semeiniy, 727 Magnit Cosmetic). The selling space increased by 564.35 thousand sq. m. In Q3 2015 the net increment of company's stores came to 660 stores (356 convenience stores, 7 Magnit hypermarkets, 17 Magnit Semeiniy, 280 Magnit Cosmetic). The selling space increased by 226.99 thousand sq. m. In August 2015 the net increment of company's stores came to 218 stores (119 convenience stores, 1 Magnit hypermarkets, 5 Magnit Semeiniy, 93 Magnit Cosmetic). The selling space increased by 73.9 thousand sq. m.

<...>

Results and expectations

<...>

Magnit's key financial indicators (by formats), as of Q1-Q3, 1H, 9 months and September 2014-2015 (managerial accounting) are presented in the table (negative results – in brackets).

Table 5. Magnit's key financial indicators (by formats) in 2014-2015

Indicator	Format	Q1 2014	Q1 2015	Q2 2014	Q2 2015	1H 2014	1H 2015	Q3 2014	Q3 2015	9m 2014	9m 2015	Sept. 2014	Sept. 2015
Net revenue, bn RUB	Magnit	126.02	162.596	140.962	175.838	266.982	338.434	147.39	173.912	414.373	512.346	62.106	74.099
	Hypermarket Magnit	29.59	38.731	34.418	40.64	64.008	79.371	34.341	38.897	98.35	118.268	47.44	55.151
	Magnit Semeiniy	4.454	9.602	5.628	10.735	10.082	20.337	6.429	10.979	16.511	31.316	10.744	11.763
	Magnit-Cosmetic	3.888	7.303	3.944	8.253	7.832	15.556	5.223	11.162	13.055	26.718	1.797	3.673
	Retail revenue	163.952	218.232	184.952	235.446	348.904	453.698	193.385	234.95	542.288	688.648	62.106	74.099
	Wholesale sales	0.038	0.524	0.105	0.586	0.143	1.111	0.243	0.639	0.387	1.794	-	-
Total revenue	163.990	218.756	185.057	236.052	349.047	454.809	193.628	235.63	542.675	690.443	-	-	
Net revenue growth, %	Magnit	21.0%	29.02%	26.86%	24.74%	24.03%	26.76%	31.9%	17.99%	26.72%	23.64%	32.74%	16.25%
	Hypermarket Magnit	30.52%	30.89%	33.99%	18.08%	32.36%	24.00%	28.92%	13.27%	31.14%	20.25%	26.24%	9.49%
	Magnit Semeiniy	130.06%	115.6%	148.19%	90.74%	139.84%	101.72%	131.332%	70.78%	136.45%	89.67%	134.75%	65.16%
	Magnit-Cosmetic	57.67%	87.83%	57.0%	109.29%	57.33%	98.63%	68.41%	113.7%	61.58%	104.66%	68.54%	104.43%
	Retail revenue	24.95%	33.11%	30.63%	27.3%	27.9%	30.0%	34.05%	21.49%	30.03%	26.99%	34.37%	19.31%
	Wholesale sales	-	-	-	-	-	-	-	-	-	-	-	-
Total revenue	-	-	30.69%	27.56%	27.93%	30.3%	34.15%	21.69%	30.08%	27.23%	-	-	
LfL (revenue), %	Magnit	5.96%	14.06%	12.2%	9.74%	9.26%	11.89%	17.21%	4.16%	12.27%	9.24%	-	-
	Hypermarket Magnit	9.17%	14.91%	15.02%	3.27%	12.28%	8.66%	14.49%	(0.81%)	12.97%	5.38%	-	-
	Magnit Semeiniy	15.73%	17.29%	20.4%	2.16%	18.22%	8.82%	19.93%	(1.53%)	18.88%	4.78%	-	-
	Magnit-Cosmetic	50.5%	23.86%	45.65%	25.99%	49.54%	24.92%	40.25%	21.88%	46.03%	23.54%	-	-
Company in total	7.49%	14.53%	13.43%	8.61%	10.63%	11.47%	17.21%	3.54%	13.12%	8.69%	-	-	
LfL (average)	Magnit	5.32%	13.87%	9.0%	10.38%	7.23%	12.06%	10.86%	6.4%	8.56%	10.06%	-	-
	Hypermarket	4.34%	14.38%	8.13%	6.49%	6.37%	10.16%	7.63%	4.01%	6.78%	8.04%	-	-

Indicator	Format	Q1 2014	Q1 2015	Q2 2014	Q2 2015	1H 2014	1H 2015	Q3 2014	Q3 2015	9m 2014	9m 2015	Sept. 2014	Sept. 2015
ticket),%	Magnit												
	Magnit Semeiniy	5.27%	15.23%	9.47%	5.43%	7.51%	9.82%	9.12%	2.98%	8.14%	7.18%	-	-
	Magnit-Cosmetic	1.97%	9.97%	3.61%	14.35%	3.05%	12.21%	3.44%	15.2%	3.4%	13.35%	-	-
	Company in total	5.6%	13.97%	9.16%	9.26%	7.46%	11.49%	10.13%	5.8%	8.42%	9.44%	-	-
LfL (traffic), %	Magnit	0.61%	0.17%	2.93%	(0.59%)	1.9%	(0.15%)	5.74%	(2.1%)	3.42%	(0.74%)	-	-
	Hypermarket Magnit	4.62%	0.47%	6.37%	(3.02%)	5.55%	(1.36%)	6.38%	(4.63%)	5.8%	(2.46%)	-	-
	Magnit Semeiniy	9.93%	1.79%	9.99%	(3.1%)	9.96%	(0.91%)	9.9%	(4.38%)	9.94%	(2.24%)	-	-
	Magnit-Cosmetic	50.54%	12.63%	40.58%	(10.18%)	45.11%	11.32%	35.59%	5.79%	41.22%	8.99%	-	-
	Company in total	1.79%	0.49%	3.91%	(0.6%)	2.95%	(0.02%)	6.43%	(2.14%)	4.33%	(0.69%)	-	-
Gross profit, bn RUB	Company in total	44.666	59.116	52.469	67.944	97.135	127.06	58.342	68.316	155.476	195.376	-	-
Gross margin, %	Company in total	27.24%	27.02%	28.35%	28.78%	27.83%	27.93%	30.13%	28.99%	28.65%	28.3%	-	-
Net profit, bn RUB	Company in total	6.988	9.478	12.6	15.788	19.588	25.266	14.305	17.988	33.893	43.254	-	-
Net profit margin, %	Company in total	4.26%	4.33%	6.81%	6.69%	5.61%	5.56%	7.39%	7.63%	6.25%	6.26%	-	-
EbitDA, bn RUB	Company in total	14.88	20.395	21.67	28.232	36.55	48.628	24.058	26.485	60.608	75.113	-	-
EbitDA profitability, %	Company in total	9.07%	9.32%	11.71%	11.96%	10.47%	10.69%	12.42%	11.24%	11.17%	10.88%	-	-

Data source: Magnit

<...>

Investment activities

In October 2015 it became known that Magnit was planning to open about 170 stores of different formats in Krasnoyarsk Territory. The first Magnit Semeiniy hypermarket was opened in Krasnoyarsk on 12 October 2015. Opening of another 2-3 hypermarkets in Krasnoyarsk is being negotiated.

Plan for hypermarket openings

In the end 2015 – the beginning 2016 a Magnit hypermarket is to be opened in Barnaul: Industrialniy district. <...>

Plan for supermarket openings

In the end 2015 – the beginning 2016 a Magnit Semeiniy supermarket is to be opened in Chelyabinsk regions at the following address: g. Magnitogorsk, r-n Ordzhonikidzevskiy, shopping centre. Its space will come to 2.048 thousand sq. m. <...>

New hypermarket openings

On 13 October 2015 a Magnit hypermarket was opened in Barnaul at the following address: ul. Malahova, 36B, TRC Vesna (early a supermarket Bahetle (NTS, GK)). The product mix includes about 10 thousand items, the food products share comes to about 88%. The selling floor is equipped with 15 POS-terminals. The retail facility is under lease. <...>

New supermarkets¹¹ openings

On 05 October 2015 was opened a supermarket Magnit Family in Rostov region at the following address: g. Gukovo, ul. Parhomenko, 1B. The product mix includes about 7.6 thousand items, the food products share comes to about 86%. The selling floor is equipped with 13 POS-terminals. The retail facility is owned by the company. <...>



Resignation and appointments

In September 2015, the management of the public company Magnit decided to unite all three trading formats and the marketing department under one CEO. A position of a deputy director general of sales was created within the company's organization structure and Alexander Barsukov, formerly the head of the Hypermarket format, was appointed there. Mikhail Tantzerev was moved from the position of a director of non-food goods

¹¹ INFOLine IA considers Magnit Semeiniy closer to the supermarket format.

procurements and made a director of the Hypermarket format. Sergey Rubtzov remains the head of the Proximity stores format and Sergey Goncharov still heads the Drugstores format. Directors of all formats pass under the control of the deputy director general of sales.

New formats

In July 2014 it became known that Magnit is working on its own online store. In Q3 2015 an online store was launched in the test mode on the basis of a hypermarket in Krasnodar Territory. <...>

Logistics: data

As of November 3, 2015, Magnit company (CJSC Tander) controlled 30 distribution centers with aggregate floor area of 1 140.263 thousand sq. m. The supply centralization level over the 1st half of 2015 was 90% for neighborhood stores and 73% for hypermarkets. In the long-term, the plan is to bring this indicator up to 92% for neighborhood stores and up to 80% for hypermarkets. The truck fleet was 5 926 units as of July 1, 2015. <...>

Logistics: plans

In the end 2015 – the beginning 2016 Magnit plans to put the second stage of its DC in Rostov regions into operation. DC is located in Internatsionalniy settlement. Its space will come to about 60 thousand sq. m., including a food storage – 18.5 thousand sq. m., a non-food storage – 18.5 thousand sq. m., a chilled products chamber – 10 thousand sq. m., premises for goods handling and dispatch – 13 thousand sq. m. The first stage was put into operation in December 2013 (17. 807 thousand sq. m.). Investments into this DC come to more than RUB 1.6 bn. Magnit planned to launch the second stage before the end of 2014, but failed to. <...>

Private label

As of July 1, 2015, the aggregate number of Magnit house brands included 587 commodity items. In the 1st half of 2015, the share of house brands in the revenue amounted to 11%. About 85% of house brands fell within food goods. Increase of the non-food goods share is anticipated in the future. <...>

Corporate events

20 October 2015 Magnit PC placed its bonds (series BO-11) at MICEX for the sum of 10 RUB bln (10 m bonds RUB 1000 each). The maturity period comes on the 1820th day upon the placement.

On 29 October 2015 Magnit PC held the directors board meeting. The board made positive decisions on the agenda items suggested for voting:

1. Approve recommendations for the general meeting of shareholders regarding the dividends sum according to results of 9 months of 2015. The decided sum to pay RUB is 16 999 294 788.35 (RUB 179.77 per one share).

2. Call the extraordinary general shareholders meeting.

3. Hold the extraordinary general shareholders meeting.

4. The last date for submission of voting ballot is 22 December 2015. The ballots are to be submitted to the following address: 350072, Russia, g. Krasnodar, ul. Solnechnaya, dom 15/5.

5. The list of entitled participants of the extraordinary general shareholders meeting of Magnit PC is to be set up by 10 November 2015. The Magnit's registrar is to set up such list, as of the indicated date.

6. Approve the agenda of the extraordinary general shareholders meeting:

- dividends payment according to results of 9 months of 2015

- approval of major deals, interesting to be involved in.

- approval of deals, interesting to be involved in.

7. Set up the procedure to inform shareholders about the extraordinary general shareholders meeting. Approve the notification text and publish it at the company's official site according to par. 13.10 of the Statute at the following addresses: <http://ir.magnit.com/tsentr-aktsionera/sobraniya-aktsionerov/> – in Russian and <http://ir.magnit.com/en/shareholder-center/aggm-egm-voting/> – in English before 19 November 2015 <...>

Research (full version) contains the description of 8 largest FMCG chains in Russia:

X5 Retail Group N.V. (Pyaterochka, Perekrestok, Karusel and Perekrestok-express); Magnit, PJSC (Magnit, Magnit Semeiny, Magnit-Cosmetic, Rouge retail chains); Auchan Groupe (Auchan, Auchan-City, Nasha Raduga, real,- and Atac retail chains); Metro Group (METRO, METRO Punct and real- retail chains); GC DIXY JSC (Dixy trading chain, Megamart, Minimart, Viktoria-kvartal, Deshevo, Semeynaya Kopilka, Viktoria, Kesh) ; O'KEY, LTD. (O'KEY, O'KEY-Express retail chain); Lenta, LTD. (Lenta retail chain); Sedmoi Kontinent, JSC (Sedmoi Kontinent, Nash)

The description of each chan includes news according to the sections:

- Chain development (operational results, plans of further development);
 - Performance and expectations (key financial indicators and plans);
 - Investment projects;
 - Private label (key private label of the chain, their development and plans to the future expansion);
 - Resignations and appointments;
 - M&A;
 - New formats (introduce and/or plans on introduce new formats to the market);
 - Logistics (opening new distribution centers, the level of supply centralisation, etc.);
 - Store openings (during the last month);
 - Store closures (during the last month);
 - Co-operation with consumers (actions, loyalty programs, etc.);
 - Co-operation with suppliers (working conditions with suppliers, new partners, etc.);
 - Corporate events (other news by the chain (judicial proceedings, labor relations, etc.).
-
-

About INFOLine IA products

Currently the most topical issue for the companies is monitoring and analysis of industry and general business events in Russia and the world. It is impossible to solve this problem without a professional and highly efficient information department. INFOLine IA is exactly such department. It will work for the benefit of your business. All your colleague and employees are welcome to make use of our services. INFOLine IA is an independent company. It has been working on the industry research market of Russia since 2001. The retail industry study conducted by INFOLine during 2005-2014 is the best on the market. This was acknowledged by many of our customers and partners.



There is a range of information products especially prepared for FMCG retail companies:

Russian consumer market and FMCG retail chains rating, Industry review

It contains structured information regarding the development of retail chains, commissioning of new stores, new formats, M&A transactions, corporate events, logistics, operational results and expectations, investment plans and interaction with suppliers regarding the leading FMCG chains. The review also contains: macroeconomic figures, statistic data and analytical information regarding the development of retail and chains in Russia during the month under report.



Russian consumer market and FMCG retail chains rating contains:

Rating of FMCG retail chains of Russia

- TOP 130 FMCG chains performance
- Rating of FMCG chains by number of stores
- Rating of FMCG chains by selling space
- Rating of FMCG chains by net sales

Section I. Development of retailing in Russia

- Macroeconomic retail indicators
- Government regulation of retailing
- Structure of retail turnover by the category of product
- Structure of retail turnover by the category of retailer
- Regional structure of retail sales
- Inflation and the food market
- Consumer incomes and expenses
- Consumer expectations and confidence index

Section II. Key events for FMCG retail in Russia

- Important events for FMCG retailers
- Activities of INFOLine IA specialists
- Case –The effects of price increases on consumer behavior

Section III. Key events and plans of major FMCG retailers

Supplement 1. Structure of retail turnover by subjects of Russia in 2003-2015

Дата выхода:	ежемесячно
Количество страниц:	От 150
Способ предоставления:	электронный
Цена, руб./месяц	10 000
Цена ENGLISH VERSION, рублей/месяц	15 000
Цена при оформлении подписки на год, руб.	Специальное предложение!
В ФОРМАТЕ Power Point	от 15 000
руб./месяц.	

The extended Russian version of the industry review "Russian consumer market and FMCG retail chains rating" includes a description of the main events and plans for more than 200 FMCG retail chains and Russian and English standard versions include the description of TOP-8 FMCG retailers.

Complete research reports on retail

Title	Contents	Publication date	Price, roubles
HIT of SALES! Analytical Database of 700 FMCG retail chains of the RF	It contains the following sections: Conditions of the FMCG retail market in Russia; Business reference data on TOP 50 retailers; Data base of 700 chains and 530 DCs that includes the following entries: the Retail chain's operator, Brands, Contacts, Management (CEO, procurement director, financial director, IT director), total number of stores, total selling space, revenue, presence in regions, number of distribution centres	June 2015	60 000 roubles
FMCG Hypermarkets in Russia, Results of 2014 and Forecast for 2017	The standard version of the industry review presents analysis of FMCG and Non-Food retail market (macroeconomic indicators, structure and dynamics of retail turnover, number, selling space, net sales of stores by sales channels); TOP-50 ratings and business reports on 30 largest retailers developing hypermarkets; history and key features of hypermarket format; forecast for hypermarkets for 2015-2017. Extended version of the industry review contains also analysis of hypermarket segment in 30 largest regions by food retail turnover by 7 federal districts of Russia (exc. Crimean) and data on 1000 operating hypermarkets.	October 2015	Starting from 40 000 roubles s.
NEW! DIY Market, Results of 2013 and Forecast for 2017	Rating of the largest retail and wholesale-retail DIY chains by their financial efficiency (gross margin and net profit margin) and the average purchase size; by selling/gross floorspace, number of stores (as of 01.01.2014), revenue per one square meter of selling/gross floorspace Development of online retailing on the DIY market; regional development of the largest DIY operators; business reference data on TOP 50 DIY operators; prospects for development of the largest players on the DIY market NEW! Description of TOP 50 players on the DIY market; debt load; development strategy; preferences of DIY consumers in Russia; description of the largest players among "specialized chains".	March 2014	50 000 roubles
NEW! Analytical Database of DIY chains	Database contains operational and financial indicators, contact information on TOP management of 250 DIY chains of Russia: legal name; chain's brand; chain's management NEW! Development director, marketing director; Factual address; phone; fax; e-mail; Web-site; developed formats; total number of stores as of 01 January 2014; selling/gross floor space; revenue (excluding VAT) in 2011-2013, billion roubles; regional presence; number of DCs as of 01.01.2014.	March 2014	35 000 roubles

Periodical information products on food industry, food market, retail etc.

Title	Description of the product	Periodicity	Price in roubles per month
Macroeconomics of Russia and Condition of Processing Industry	Monthly macroeconomic survey of the situation in various branches of RF industry	Once per month	5 000
News of Retail in RF	Latest and periodic information about RF industry of your interest	Daily	5 000
News of Logistics and Warehousing		Once per week	5 000
News of Food Industry and Food Market (more than 15 segments of food industry!)		Twice per week	6 000
News of Advertising and Marketing		Once per week	4 000
Bank of Innovations on Food Market	Monthly review of new products on the food market of the RF and abroad	Once per month	12 500

Please, take note! *The above-mentioned selection of our products is not complete.*



Besides the completed pilot products INFOLine IA offers its customers a package of individual information services for solution of specific problems that might arise in the process of the company's operation. These are custom-made research reports, compilation of data bases, product mix and prices monitoring, special monitoring on our customer's request etc.

We are always glad to be of assistance to you! To obtain demo-versions and presentations of Reports or if you have any questions do not hesitate to contact our manager, Irina Baranova! +7 (812) 322 68 48, +7 (495) 772 76 40 ext. 132 or tek@infoline.spb.ru

